



# Canada Day

## Vocabulary

Match the words with the correct images.

- \_\_\_ 1. Canada
- \_\_\_ 2. flag
- \_\_\_ 3. barbecue
- \_\_\_ 4. parade
- \_\_\_ 5. picnic
- \_\_\_ 6. fireworks
- \_\_\_ 7. concert
- \_\_\_ 8. cake
- \_\_\_ 9. decorations
- c 10. celebration





## Reading

1. July 1 is Canada Day. On July 1, 1867, **Canada** became a country. The country had four provinces. The provinces were Nova Scotia, New Brunswick, Ontario, and Quebec.
2. Canadians like to have a big **celebration** on Canada's birthday. Some people have a **picnic** in a park or by a lake. Some people have a **barbecue** in their backyard with friends and family. Many people like to eat hamburgers, hot dogs, potato salad, corn on the cob, and **cake** on Canada Day.
3. On Canada Day, you will see the Canadian **flag** everywhere. People hang flags from buildings or homes. Some people also carry small flags in their hands.
4. Many cities have free outdoor **concerts** or **parades**. Lots of people celebrate Canada Day together at these events. There are usually many red and white **decorations** because these are the colours of Canada's flag.
5. At night, people like to watch **fireworks**.  
What a perfect ending to a fun holiday!





# Comprehension

## A. True or False?

Are the following statements true or false?  
Write T if the answer is true and F if the answer is false.

- \_\_\_\_\_ 1. Canada Day is on July 4.
- \_\_\_\_\_ 2. Some people go to an outdoor concert on Canada Day.
- \_\_\_\_\_ 3. Canada's flag is red and white.
- \_\_\_\_\_ 4. Some people eat cake on Canada Day.
- \_\_\_\_\_ 5. People watch fireworks during the day.

## B. Ask & Answer

Practise asking and answering the following questions with your partner.  
Then write the answers in the spaces below.

- 1. When is Canada Day celebrated?  
\_\_\_\_\_
- 2. Why do people celebrate Canada Day?  
\_\_\_\_\_
- 3. Name two things you can do outdoors on Canada Day.  
\_\_\_\_\_
- 4. What do some people carry in their hands on Canada Day?  
\_\_\_\_\_
- 5. What do some people do at night on Canada Day?  
\_\_\_\_\_



# Vocabulary Review

## A. Unscramble the Words

Unscramble the words from the reading on page 2.

- |             |       |                |       |
|-------------|-------|----------------|-------|
| 1. cinicp   | _____ | 6. cnaada      | _____ |
| 2. lfga     | _____ | 7. letoincebar | _____ |
| 3. brbeecua | _____ | 8. sotidocearn | _____ |
| 4. keac     | _____ | 9. ccoenrt     | _____ |
| 5. rapdae   | _____ | 10. owfrkiser  | _____ |

## B. Word Search

Find the words you unscrambled in Part A in the Word Search below.

b a r b e c u e m k n s  
 f p a r a d e t i o n s  
 i f i f e e c d i e f g  
 r o c e d c b t a c a c  
 e p c e r o a c f i t r  
 w a i f l r n k a r e c  
 o b a c b a a r e n c a  
 r b r e n t s c o n a n  
 k e l o r i n d e c o a  
 s e w e n o c i r e w d  
 c c u i c n o f l a g a  
 k c c p a s a r a r p a



## Vocabulary Review cont.

### C. Look at the Pictures

Circle the sentence that best describes the picture.

1.



- a) Let's watch the fireworks.
- b) Let's have a barbecue.
- c) Let's go to a parade.
- d) Let's have a picnic.

2.



- a) The flag looks pretty in the night sky.
- b) The decorations look pretty in the night sky.
- c) The fireworks look pretty in the night sky.
- d) The cake looks pretty in the night sky.

3.




- a) The cake is under the table.
- b) The cake is on top of the table.
- c) The cake is beside the table.
- d) The cake is around the table.

4.



- a) They are marching in a parade.
- b) They are looking at a parade.
- c) They are listening to a parade.
- d) They are watching a parade.

5.



- a) The hamburger is on the plate.
- b) The hamburger is in the plate.
- c) The hamburger is at the plate.
- d) The hamburger is under the plate.

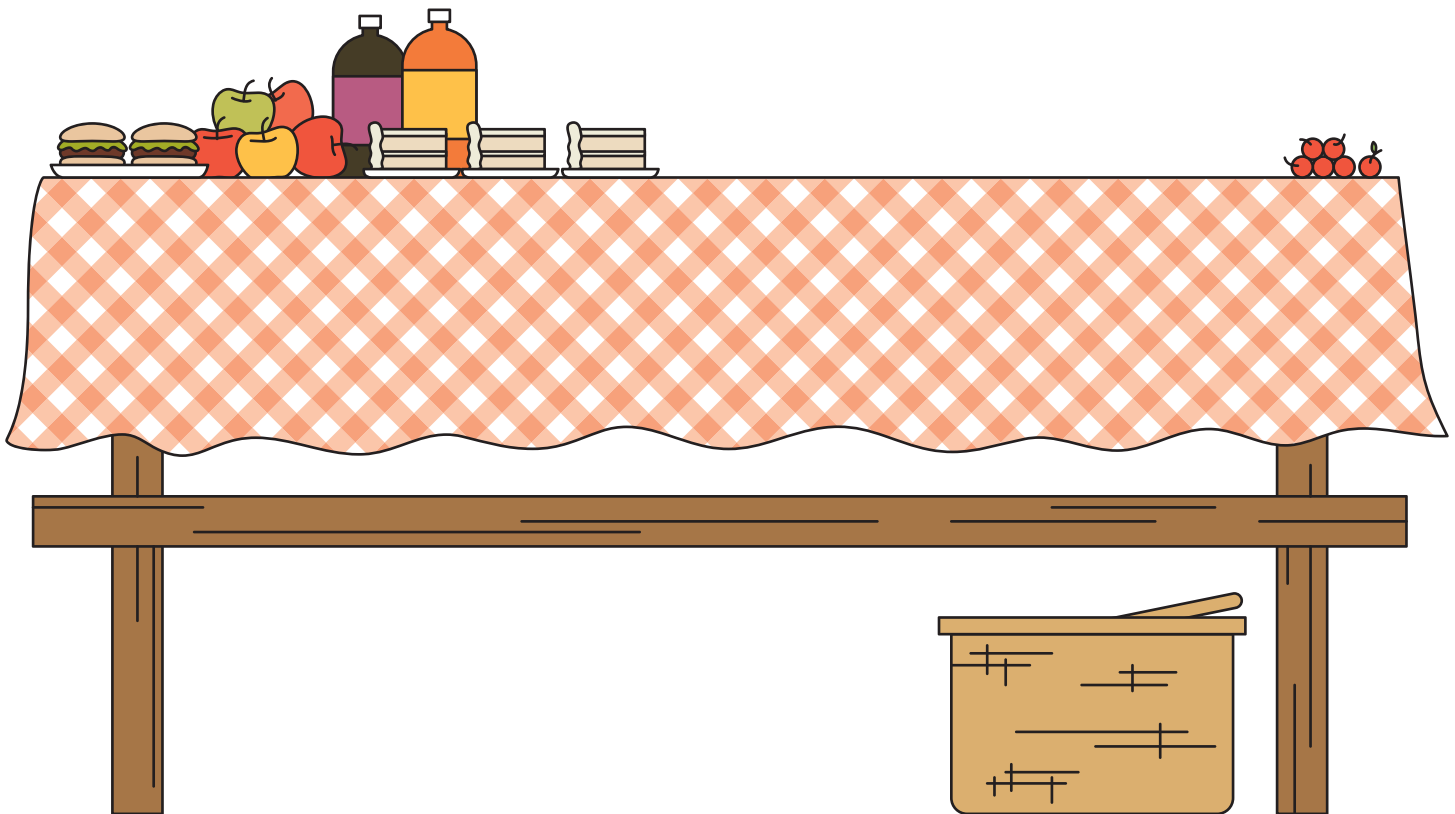


## Pair Activity (Student A)

What's for lunch? Ask your partner how many **hot dogs**, **pieces of watermelon**, **bowls of potato salad**, and **cookies** are on his/her picnic table. Draw those missing food items on your picnic table.

### Example:

A: How many cherries are on the picnic table?  
B: There are 6 cherries on the picnic table.



hot dog



piece of watermelon



bowl of potato salad



cookie



hamburger



apple



bottle of pop



piece of cake



cherry




## Pair Activity (Student B)

What's for lunch? Ask your partner how many **hamburgers**, **apples**, **pieces of cake**, and **bottles of pop** are on his/her picnic table. Draw those missing food items on your picnic table.

### Example:

- A: How many cherries are on the picnic table?  
B: There are 6 cherries on the picnic table.



hot dog



piece of watermelon



bowl of potato salad



cookie



hamburger



apple



bottle of pop



piece of cake



cherry



## Find Someone Who...


Walk around the classroom and ask your classmates questions.  
Write your classmate's name on the right if he/she answers yes.

#	Question	Classmate
1	Does your country celebrate its birthday?	
2	Did you decorate your house last year for a holiday?	
3	Do you know what your country's flag looks like? Describe it.	
4	Do you like cake?	
5	Do you like watching parades?	
6	Do you like going on picnics?	
7	Do you like going to concerts?	
8	Do you like hamburgers?	
9	Do you like watching fireworks?	
10	Do you often have a barbecue with your friends?	





# Listening

 <http://blog.esllibrary.com/2015/06/24/podcast-canada-day-beginner/>

Fill in the blanks as you listen to the recording.

1. July 1 is Canada Day. On July 1, 1867, \_\_\_\_\_ became a country. The country had four \_\_\_\_\_. The provinces were Nova Scotia, New Brunswick, Ontario, and Quebec.
2. Canadians like to have a big \_\_\_\_\_ on Canada's birthday. Some people have a picnic in a park or by a lake. Some people have a \_\_\_\_\_ in their backyard with friends and family. Many people like to eat hamburgers, hot dogs, potato salad, corn on the cob, and \_\_\_\_\_ on Canada Day.
3. On Canada Day, you will see the \_\_\_\_\_ flag everywhere. People hang flags from buildings or homes. Some people also carry small \_\_\_\_\_ in their hands.
4. Many cities have free outdoor \_\_\_\_\_ or parades. Lots of people celebrate Canada Day together at these events. There are usually many red and white \_\_\_\_\_ because these are the colours of Canada's flag.
5. At night, people like to watch \_\_\_\_\_.  
What a perfect ending to a fun holiday!



# Answer Key

**NOTE:**

These activities are designed for beginner-level adult ESL learners, but they may also be suitable for younger ESL students.

**LESSON DESCRIPTION:**

This lesson includes a reading, vocabulary development tasks, comprehension questions, a pair activity, and a group activity.

**LEVEL:** Beg

**TIME:** 1.5–2 hours

**TAGS:** Canada Day, Canadians, Canada, holiday, birthday, July 1, province, dominion

## Vocabulary

- |      |      |      |      |       |
|------|------|------|------|-------|
| 1. b | 3. f | 5. d | 7. h | 9. i  |
| 2. g | 4. j | 6. e | 8. a | 10. c |

## Reading (and/or Listening)

Read individually, in small groups, or as a class. You can also play the listening as your students read along. A gap-fill version of the reading is available on page 9. Help your students with vocabulary and expressions that they are unfamiliar with.

## Comprehension

**A. TRUE OR FALSE?**

1. F – Canada Day is on July 1.
2. T
3. T
4. T
5. F – People watch fireworks at night.

**B. ASK & ANSWER**

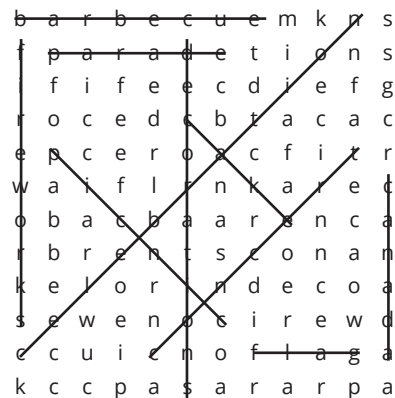
1. Canada Day is celebrated on July 1.
2. People celebrate Canada Day because it is the day that four provinces became a country called Canada (in 1867).
3. You can go to concerts or parades. You can have a picnic or a barbecue. You can watch fireworks.
4. Some people carry a Canada flag in their hands on Canada Day.
5. Some people watch fireworks at night on Canada Day.

## Vocabulary Review

**A. UNSCRAMBLE THE WORDS**

- |             |                |               |
|-------------|----------------|---------------|
| 1. picnic   | 5. parade      | 9. concert    |
| 2. flag     | 6. Canada      | 10. fireworks |
| 3. barbecue | 7. celebration |               |
| 4. cake     | 8. decorations |               |

**B. WORD SEARCH**



**C. LOOK AT THE PICTURES**

Explain the meaning of any new words and the different prepositions.

- |      |      |      |      |      |
|------|------|------|------|------|
| 1. d | 2. c | 3. b | 4. a | 5. a |
|------|------|------|------|------|

*(continued on the next page...)*



## Answer Key cont.

### Pair Activity

**Student A must draw:** 4 hot dogs, 2 pieces of watermelon, 1 bowl of potato salad, and 5 cookies.

**Student B must draw:** 2 hamburgers, 5 apples, 3 pieces of cake, and 2 bottles of pop.

### Find Someone Who...

Have the students circulate around the class asking the questions on the sheet. When the student finds a classmate who can answer “yes,” he/she will write the student’s name next to the question. If you think your students can handle it, have them follow up with one more question of his/her own for some or all of the questions. E.g., For the question “Did you decorate your house last year for a holiday?”, if the student answers “yes” the second question might be: “Which holiday was it?” or “What kinds of decorations did you use?”. Follow up by sharing some of the answers with the whole class.

### Listening

1. Canada, provinces
2. celebration, barbecue, cake
3. Canadian, flags
4. concerts, decorations
5. fireworks

#### EDITOR’S NOTE:

Canada and the United States celebrate their “birthdays” (on July 1 and 4, respectively) in similar ways. Please note that our Beginner Canada Day and US Independence Day lessons have similar readings, tasks, and vocabulary. We do not recommend teaching both of these lessons to the same group of students.